



GROMMET CURTAINS


A. CURTAIN WIDTH

1. Measure the width of your curtain rod or the width of the space you need to cover.
2. Multiply the measurement above by 1.5 - 2.0 to allow for fullness and coverage.
3. Divide by the desired number of curtain panels if ordering more than one.

Widths over 50" will require a seam.

B. CURTAIN LENGTH

1. Measure from the top of your rod (not bracket) to the floor or desired length.
2. Add 1" to length for ordering



TAB TOP CURTAINS


A. CURTAIN WIDTH

1. Measure the width of your curtain rod or the width of the space you need to cover.
2. Multiply the measurement above by 1.5 - 2.0 to allow for fullness and coverage.
3. Divide by the desired number of curtain panels if ordering more than one.

Widths over 50" will require a seam.

B. CURTAIN LENGTH

1. Measure from the top of your rod (not bracket) to the floor or desired length.



BACK TAB CURTAINS


A. CURTAIN WIDTH

1. Measure the width of your curtain rod or the width of the space you need to cover.
2. Multiply the measurement above by 1.5 - 2.0 to allow for fullness and coverage.
3. Divide by the desired number of curtain panels if ordering more than one.

Widths over 50" will require a seam.

B. CURTAIN LENGTH

1. Measure from the top of your rod (not bracket) to the floor or desired length.



ROD POCKET CURTAINS

A. CURTAIN WIDTH

1. Measure the width of your curtain rod or the width of the space you need to cover.
2. Multiply the measurement above by 1.5 - 2.0 to allow for fullness and coverage.
3. Divide by the desired number of curtain panels if ordering more than one.

Widths over 50" will require a seam.

B. CURTAIN LENGTH

1. Measure from the top of your rod (not bracket) to the floor or desired length.